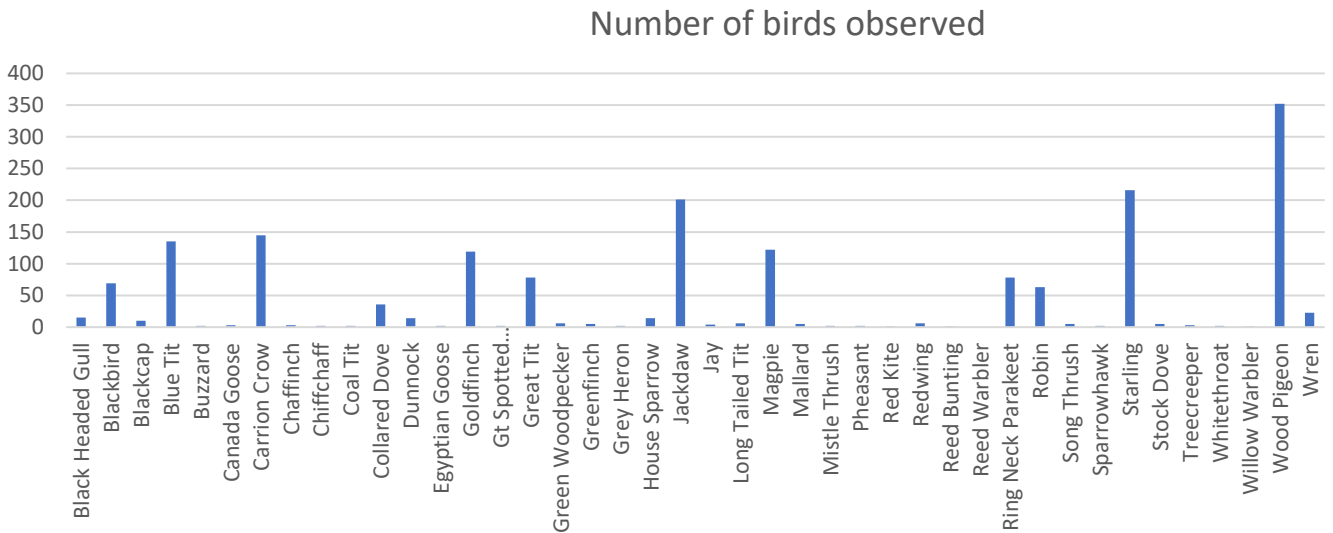


2023 summary - Total Observations

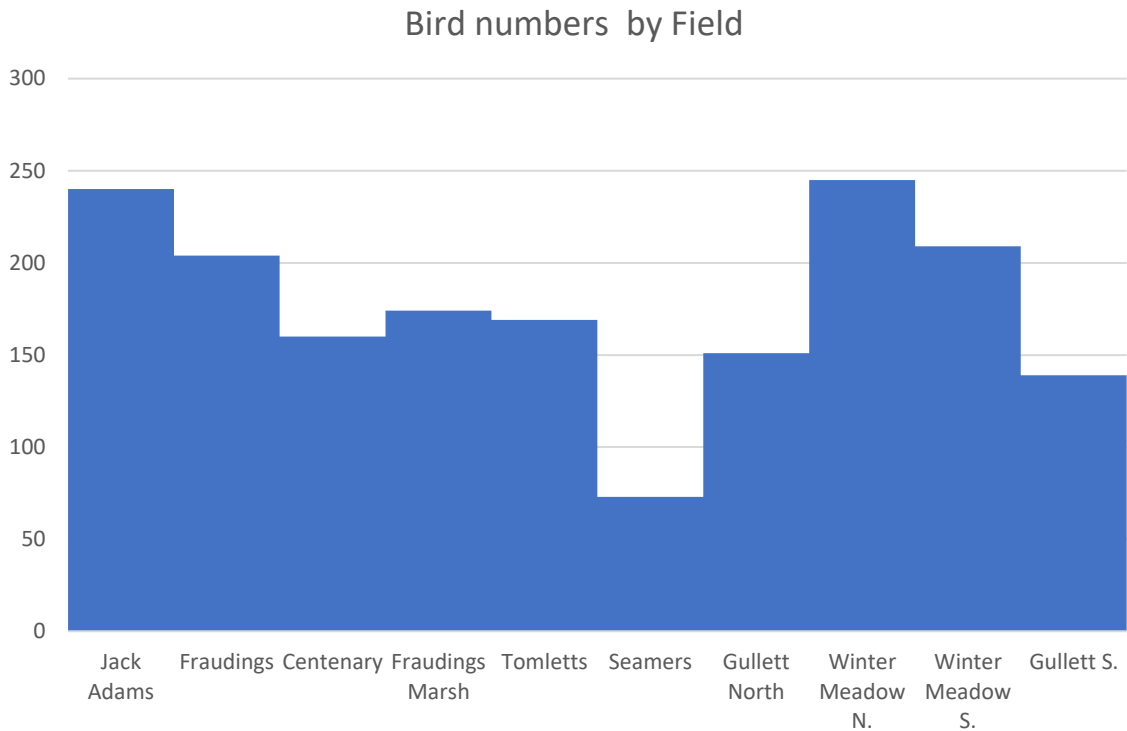
Birds	Mch	Apr	May	Jun	Jul	Aug	Sep	Oct	Nov	Dec	Total
Black Headed Gull	4	0	0	2	0	0	2	2	4	1	15
Blackbird	6	6	14	20	5	1	5	4	2	6	69
Blackcap	0	0	5	5	0	0	0	0	0	0	10
Blue Tit	15	17	2	6	6	19	22	28	14	6	135
Buzzard	0	0	0	0	0	0	0	1	0	1	2
Canada Goose	0	0	2	0	0	0	1	0	0	0	3
Carrion Crow	14	5	11	12	15	9	15	22	38	4	145
Chaffinch	1	0	0	0	0	2	0	0	0	0	3
Chiffchaff	0	0	0	0	0	2	0	0	0	0	2
Coal Tit	0	1	0	1	0	0	0	0	0	0	2
Collared Dove	0	2	4	4	5	1	3	6	9	2	36
Dunnock	0	0	1	0	2	6	1	3	1	0	14
Egyptian Goose	0	2	0	0	0	0	0	0	0	0	2
Goldfinch	7	2	4	20	14	43	25	0	0	4	119
Gt Sp Woodpecker	0	0	1	0	0	0	1	0	0	0	2
Great Tit	10	12	4	2	0	5	12	18	14	1	78
Grn Woodpecker	1	0	2	0	0	2	0	1	0	0	6
Greenfinch	0	0	2	2	0	0	0	1	0	0	5
Grey Heron	0	0	0	0	0	1	1	0	0	0	2
House Sparrow	0	0	0	0	0	2	12	0	0	0	14
Jackdaw	2	5	6	13	10	38	23	19	25	60	201
Jay	0	0	0	0	0	1	1	1	1	0	4
Long Tailed Tit	0	1	0	0	0	0	4	0	0	1	6
Magpie	10	8	13	18	5	14	12	19	16	7	122
Mallard	0	1	2	1	1	0	0	0	0	0	5
Mistle Thrush	0	0	1	1	0	0	0	0	0	0	2
Pheasant	1	0	0	0	0	0	0	1	0	0	2
Red Kite	0	0	0	0	0	1	0	0	0	0	1
Redwing	0	0	0	0	0	0	0	0	0	6	6
Reed Bunting	0	0	1	0	0	0	0	0	0	0	1
Reed Warbler	0	0	0	0	0	0	0	0	0	0	0
Parakeet	5	5	3	2	14	6	11	13	18	1	78
Robin	4	10	5	6	4	0	8	15	5	6	63
Song Thrush	0	0	1	4	0	0	0	0	0	0	5
Sparrowhawk	0	0	0	0	0	1	0	1	0	0	2
Starling	7	9	20	23	70	0	22	4	24	37	216
Stock Dove	0	0	0	3	0	1	0	1	0	0	5
Treecreaper	0	0	0	1	0	0	0	2	0	0	3
Whitethroat	0	0	0	1	1	0	0	0	0	0	2
Willow Warbler	0	0	1	0	0	0	0	0	0	0	1
Wood Pigeon	35	39	37	40	31	24	33	46	48	19	352
Wren	0	0	10	9	0	0	1	2	1	0	23
Total Birds observed	122	125	152	196	183	179	215	210	220	162	1764
Total different species	15	16	24	23	14	21	21	22	15	16	18.7

2023 summary - What Birds?



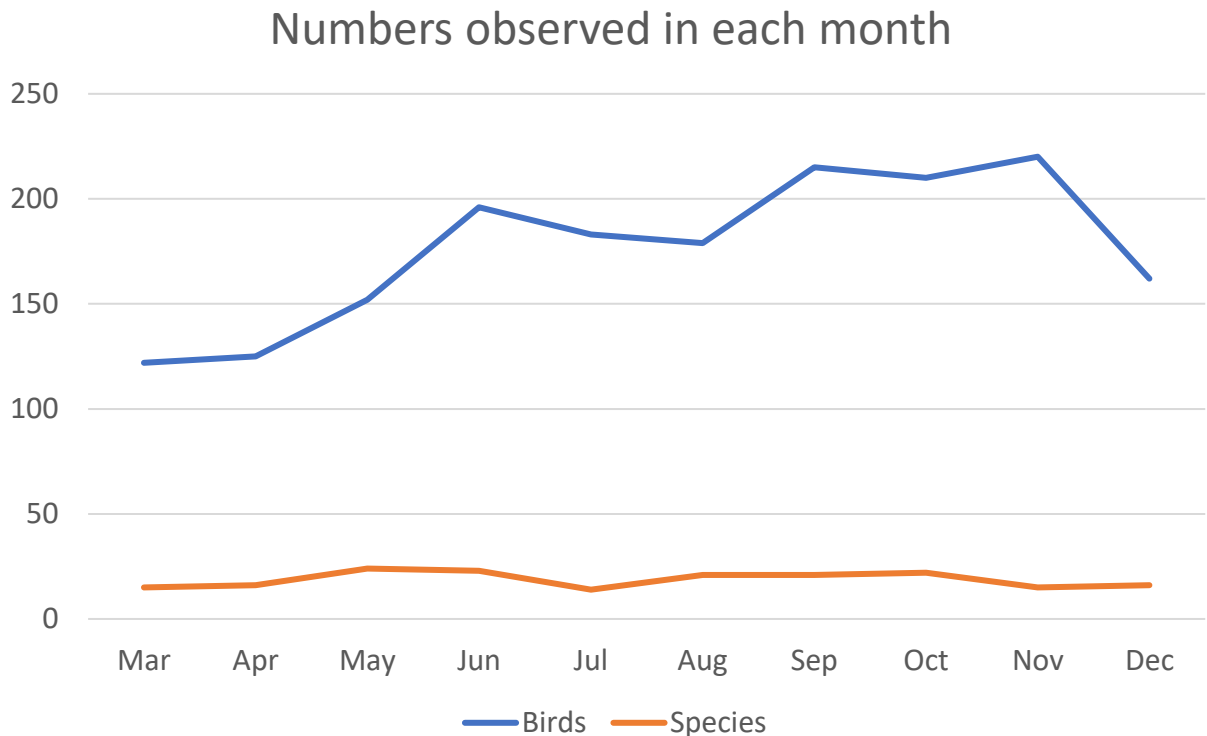
- During the season, I observed 1,764 birds.
- That represents 10 surveys between March & December, in all of the 10 fields of the Wetlands.
- Therefore, the average number of birds in any one field on any one occasion, was 17.6
- Although Bluetits and Goldfinches were plentiful at 1.3 and 1.2 respectively, smaller birds were few (though in part this would be because the smaller birds are inherently less visible).
- Most of them were large birds, for example Wood Pigeon (3.5); Starlings (2.2); Jackdaws (2.0) and Carrion Crows (1.4).
- Wrens for example (at .2) showed up rarely in the survey (.2), although I HEARD no fewer than 10 in May and 9 in April, indicating that many were there, but few were visible.

2023 summary - What Fields?



- The field where most birds were observed was Winter Meadows North, followed closely by Jack Adams and Winter Meadows South.
- But it must be remembered that quite a high proportion of observations are of birds in flight from field to field.

2023 summary - What Month?



- Predictably, numbers rise in the Spring months as immigrants arrive and young are born.
- Rather more surprisingly, numbers then drop, mainly because of visibility. And this is due to two main factors- the increasing leaf cover, and the post-mating moult, when birds tend to hide more.
- The number of different species shows little change from month to month, though there is some variation, perhaps caused by migration patterns

2023 summary - Anything Rare

- Not really, but during the year the following species made only one appearance:
 - Red Kite
 - Reed Bunting
 - Willow Warbler
- These appeared just twice:
 - Buzzard
 - Chiff Chaff
 - Coal Tit
 - Egyptian Goose
 - Greater Spotted Woodpecker
 - Grey Heron
 - Mistle Thrush
 - Pheasant
 - Sparrowhawk
 - Whitethroat
- And other birders reported seeing:
 - Kestrel
 - Sylark
 - Barn Owl
 - Pied Flycatcher